



ಬೃಹತ್ ಬೆಂಗಳೂರು ಮಹಾನಗರ ಪಾಲಿಕೆ
Bruhat Bengaluru Mahanagara Palike



BBMP COVID-19 WAR ROOM BULLETIN – 30.06.2021

BBMP / COVID-19 WAR ROOM / BULLETIN – 464/ 30.06.2021 / #BBMPfightsCOVID19



ABSTRACT OF COVID-19 CASES IN BENGALURU



	MALE	FEMALE	TRANSGENDER	MALE	FEMALE	TRANSGENDER	TOTAL	
	Last 24 Hours	Last 24 Hours	Last 24 Hours	Cumulative	Cumulative	Cumulative	Last 24 Hours	Cumulative
Positive Cases	508	305	0	7,25,303	4,88,125	131	813	12,13,559
Recovered Cases	5,723	3,826	0	6,89,771	4,64,363	100	9,549	11,54,234
Death Cases	7	4	0	9,904	5,719	4	11	15,627
Total Tests Done	In Last 24 hrs : 66,289					Cumulative : 1,47,64,098		
ACTIVE CASES					43,698			

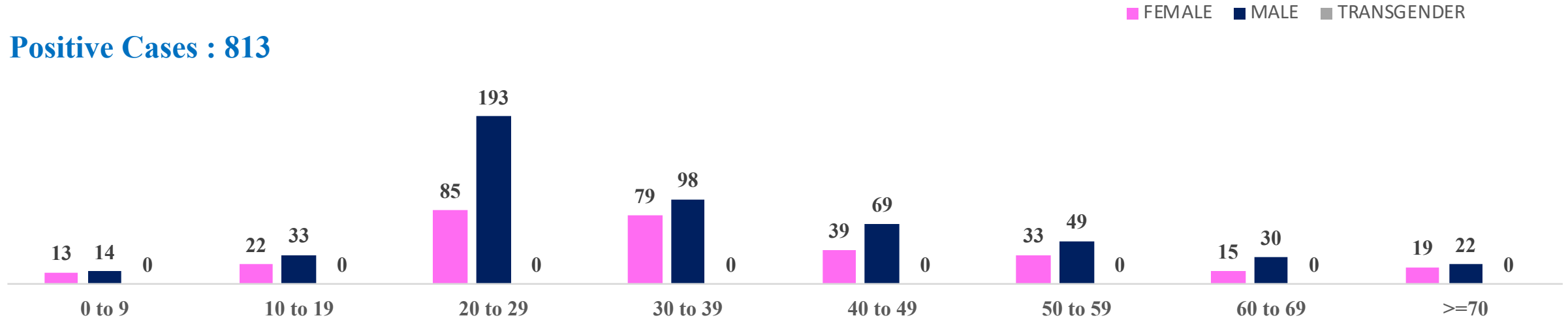
* Covid deaths occurred today : 04 | Covid deaths occurred in last 72 hrs, reported today : 07



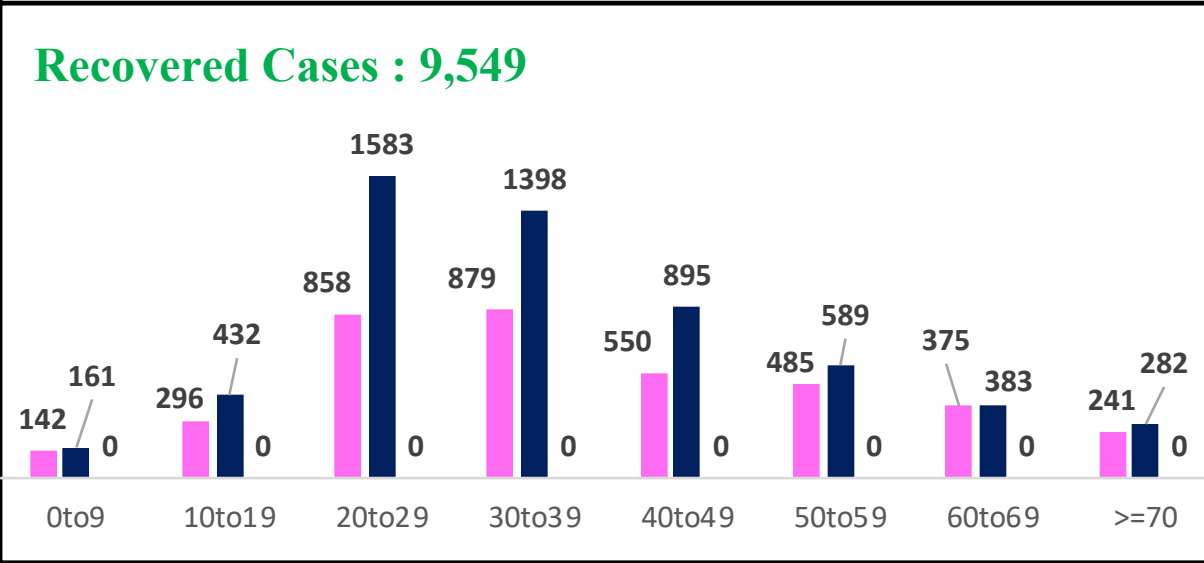
LAST 24 HOURS AGE GROUP AND GENDER WISE DISTRIBUTION



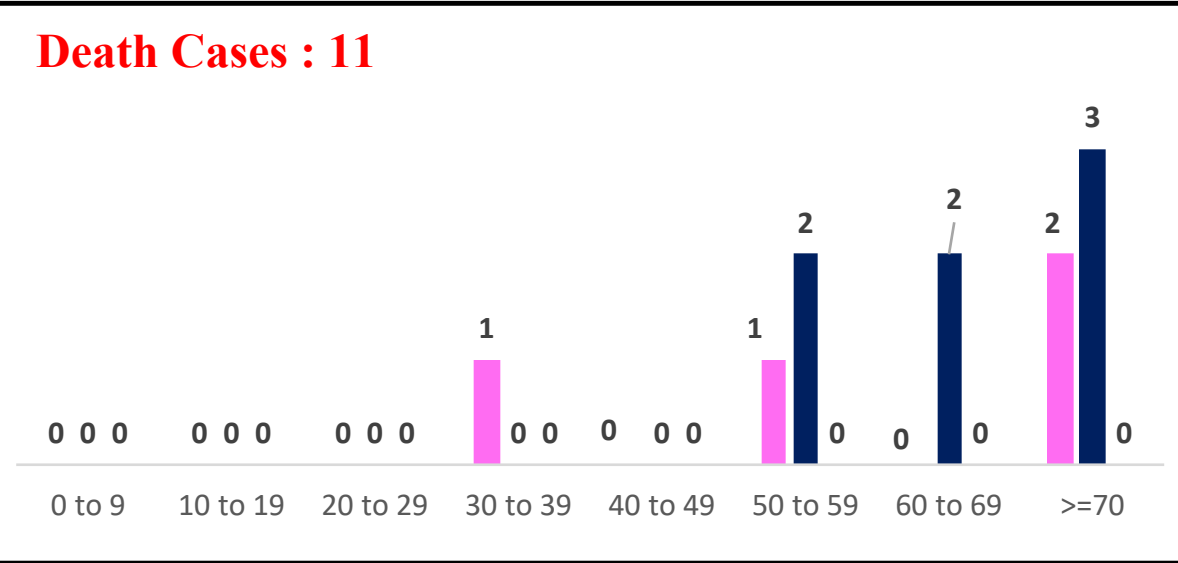
Positive Cases : 813



Recovered Cases : 9,549



Death Cases : 11





SNAPSHOT OF BENGALURU COVID-19 CASES IN LAST 8 WEEKS



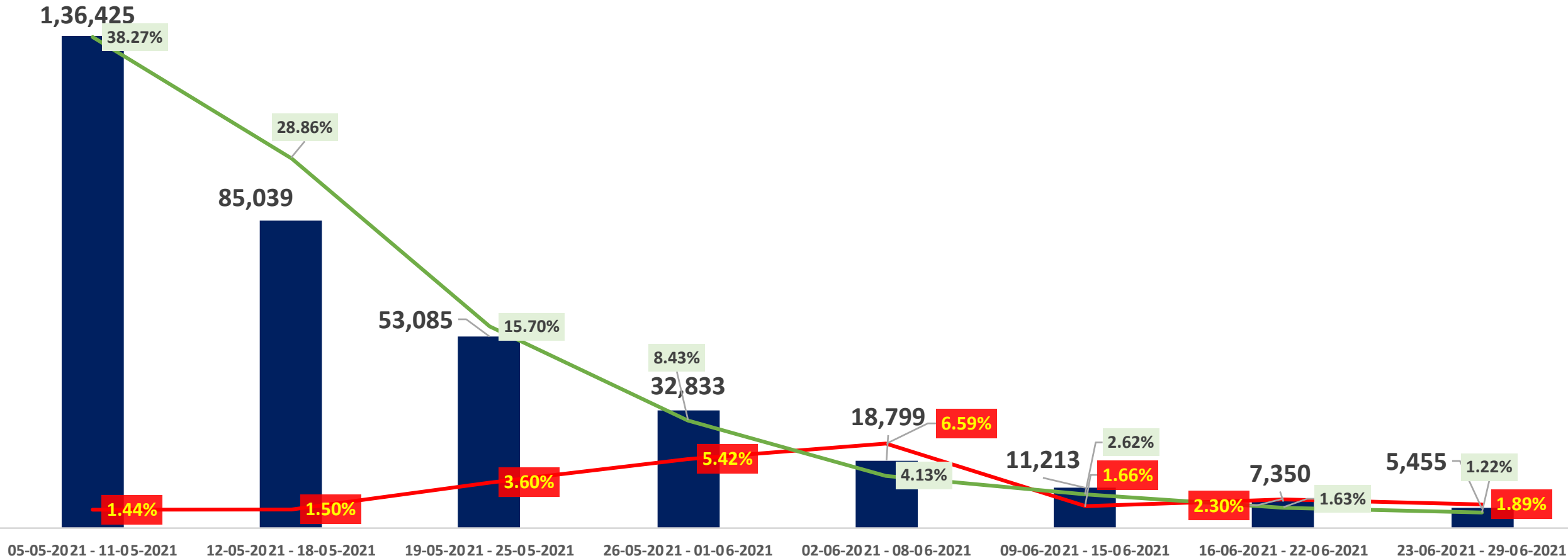
	05/05/21 TO 11/05/21	12/05/21 TO 18/05/21	19/05/21 TO 25/05/21	26/05/21 TO 01/06/21	02/06/21 TO 08/06/21	09/06/21 TO 15/06/21	16/06/21 TO 22/06/21	23/06/21 TO 29/06/21
Total Positive Cases	1,36,425	85,039	53,085	32,833	18,799	11,213	7,350	5,455
Total Recovered Cases	87,162	1,21,103	1,67,099	99,519	58,305	29,891	17,185	30,911
Total Death Cases	1,959	1,274	1,912	1,781	1,239	186	169	103
Case Fatality Rate	1.44%	1.50%	3.60%	5.42%	6.59%	1.66%	2.30%	1.89%
Total Tests Conducted	3,56,486	2,94,633	3,38,040	3,89,660	4,55,638	4,27,635	4,49,900	4,48,115
Positivity Rate	38.27%	28.86%	15.70%	8.43%	4.13%	2.62%	1.63%	1.22%



POSITIVITY AND MORTALITY RATE OF BENGALURU – LAST 8 WEEKS

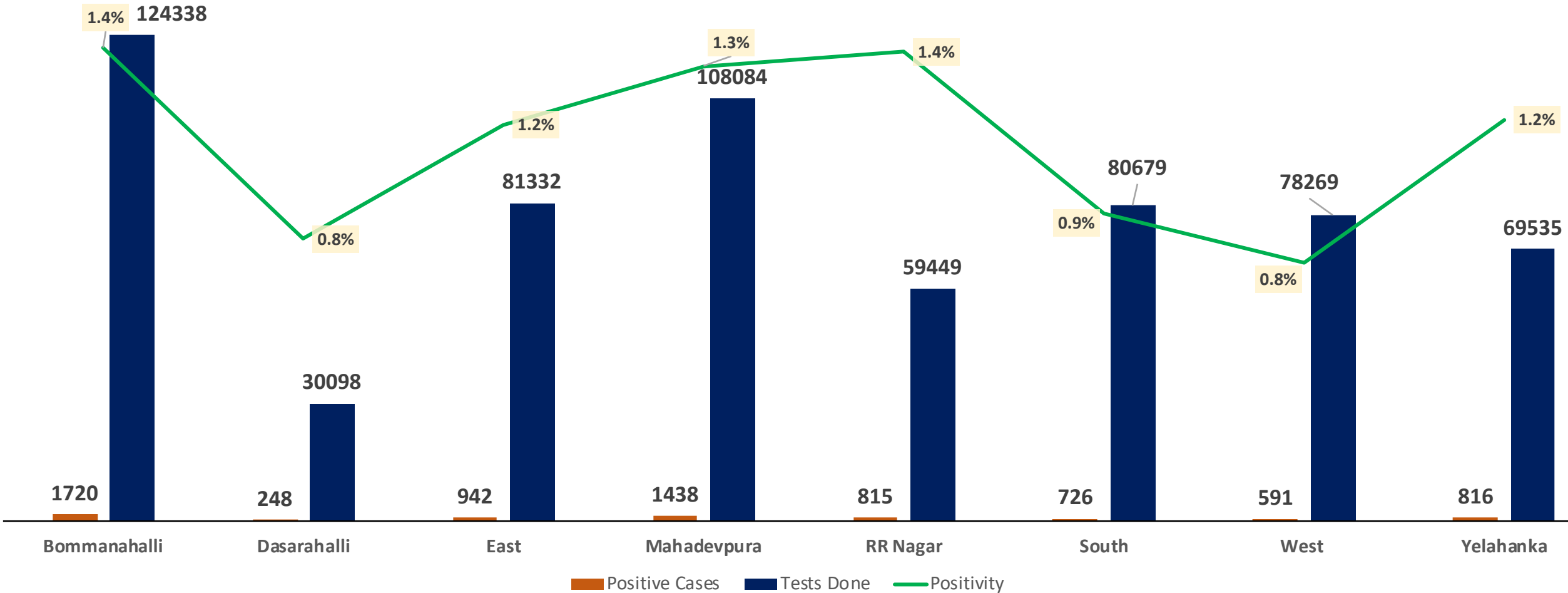


■ Total Positive Cases — Case Fatality Rate — Positivity Rate



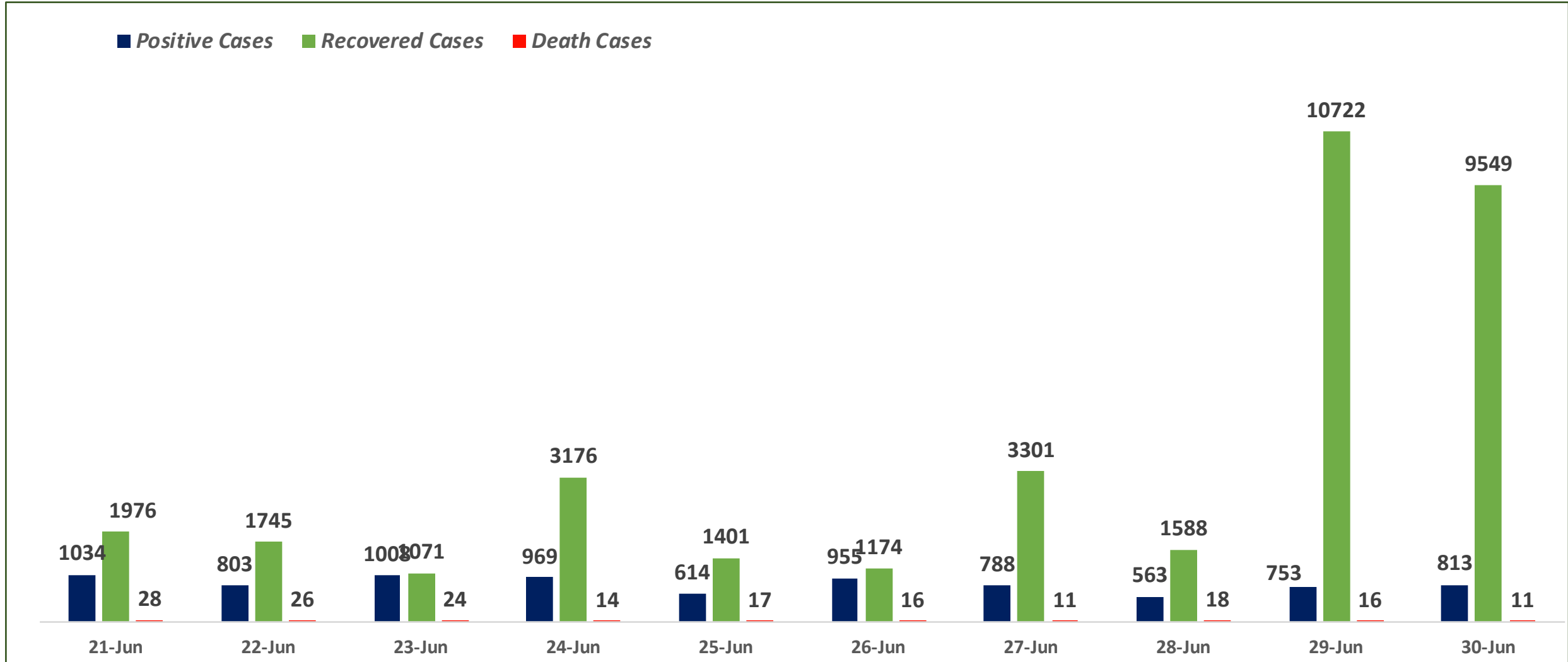


ZONE WISE POSITIVITY TREND IN LAST 10 DAYS





SNAPSHOT OF POSITIVE, RECOVERED AND DEATH CASES OVER LAST 10 DAYS ACROSS BBMP ZONES

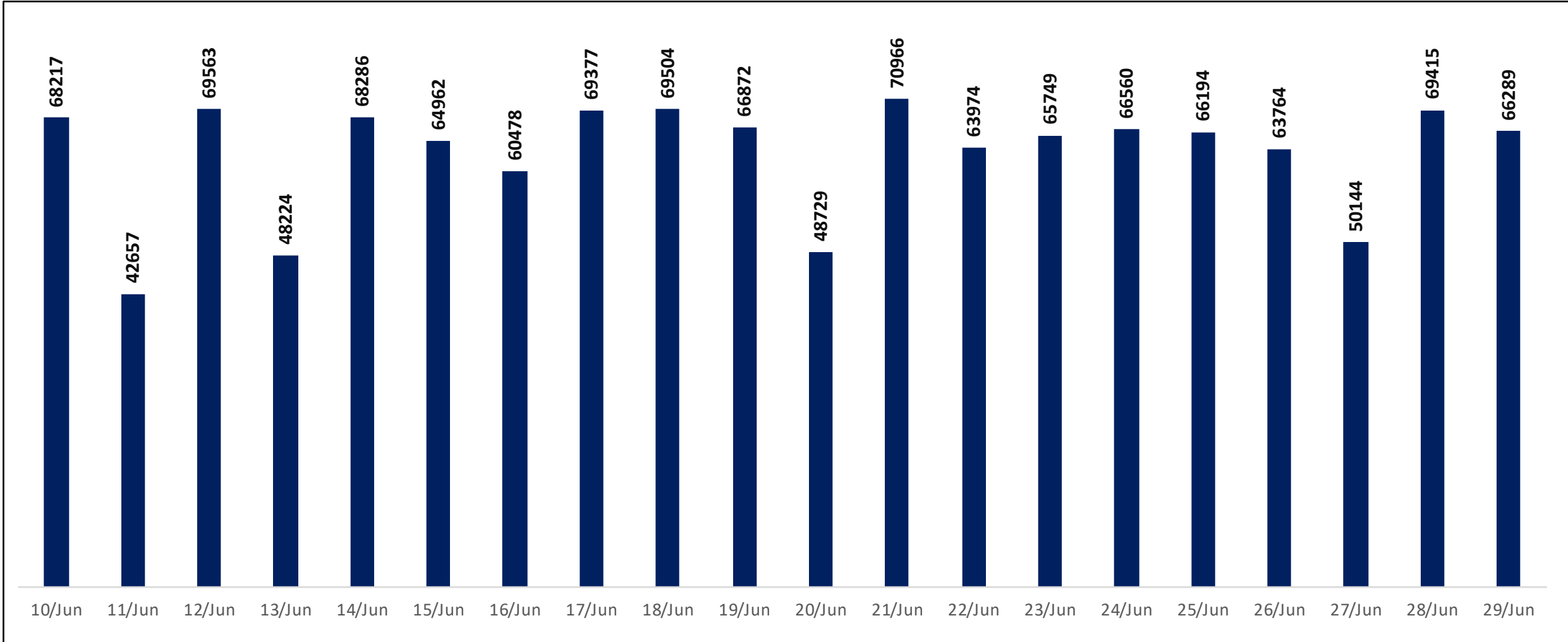




TESTING TRENDS IN BENGALURU

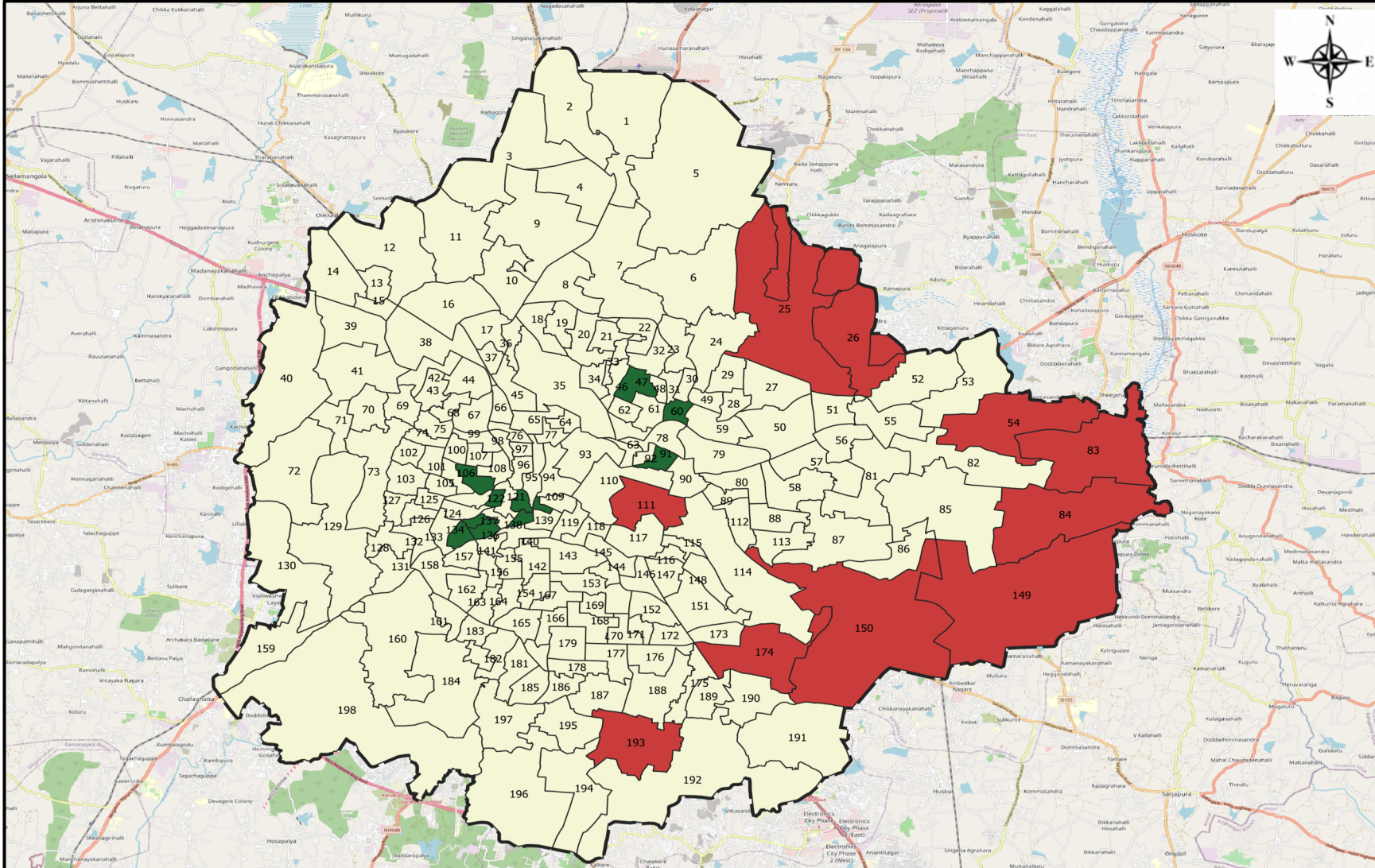


Total Test Conducted Till Date	Test Conducted Last 24 hours
1,47,64,098	66,289





BENGALURU URBAN MAP SHOWING TREND OF POSITIVE CASES IN LAST 10 DAYS



Top 10 wards reporting highest number of positive cases in last 10 days

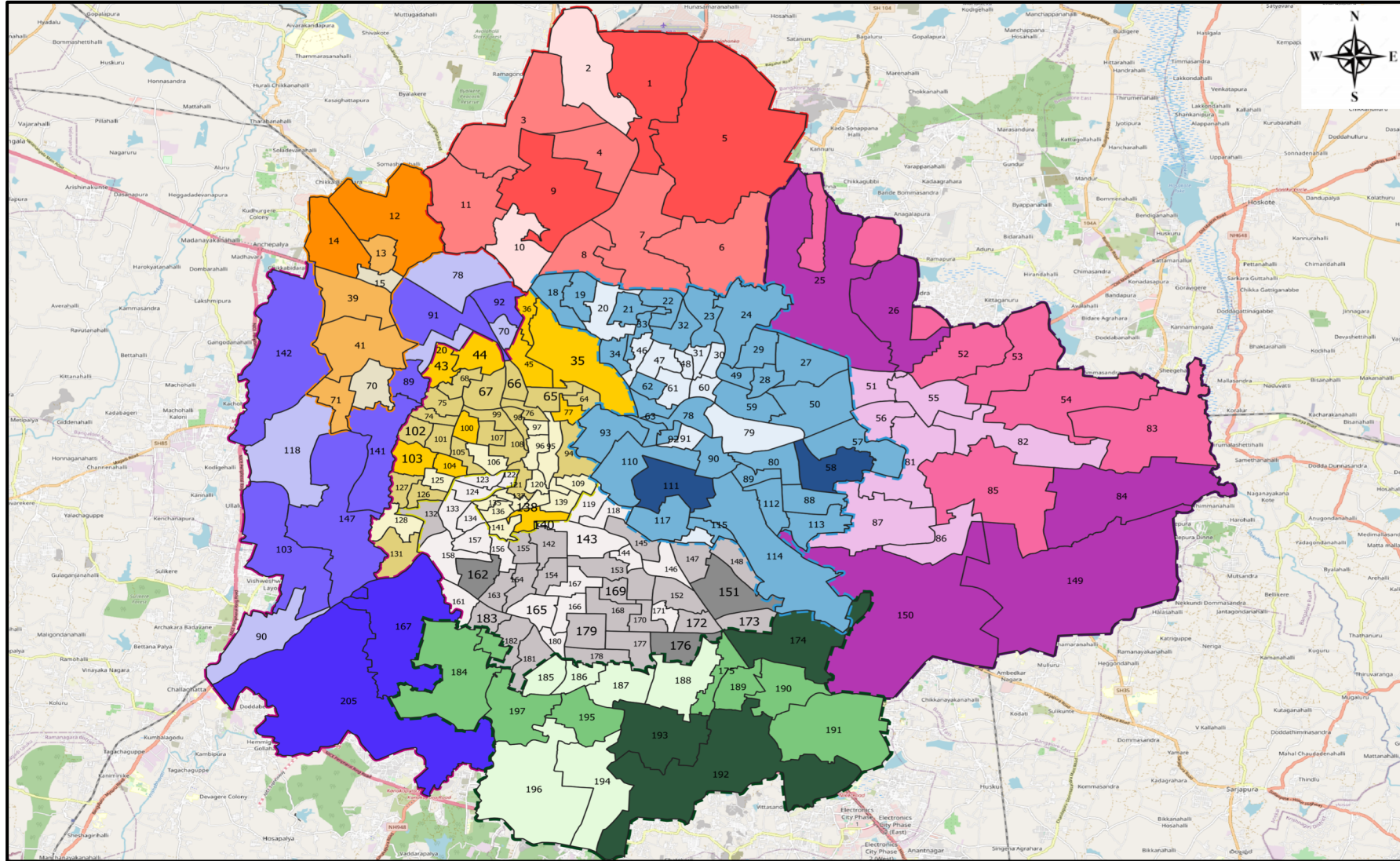
Ward No.	Ward Name
111	Shantala Nagar
150	Bellanduru
26	Ramamurthy Nagar
84	Hagadur
149	Varthuru
25	Horamavu
54	Hudi
83	Kadugodi
193	Arakere
174	HSR Layout

Top 10 wards reporting least number of positive cases in last 10 days

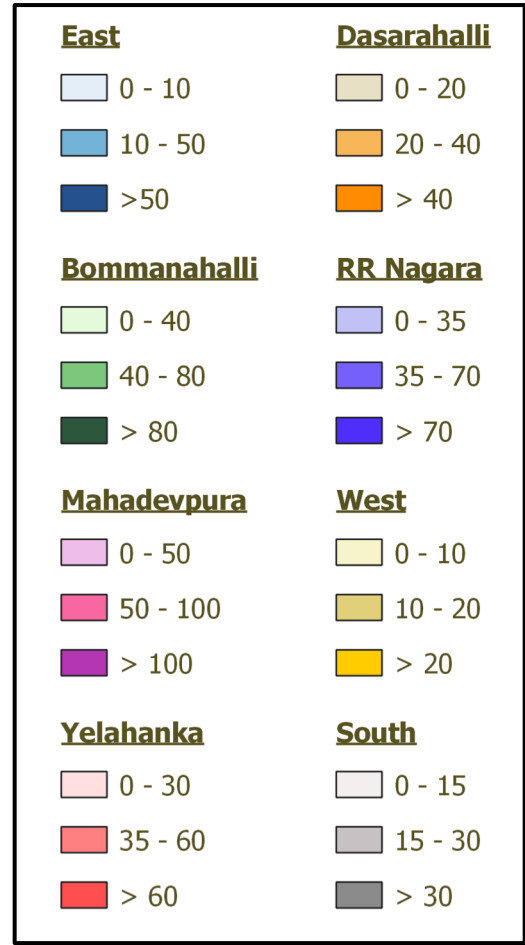
Ward No.	Ward Name
47	Devara Jeevanahalli
138	Chalavadipalya
60	Sagayarapura
106	Dr Raj Kumar Ward
120	Cottonpete
122	Kempapura Agrahara
134	Bapuji Nagar
135	Padarayanapura
91	Bharathi Nagar
136	Jagajivanram Nagar



BENGALURU MAP SHOWING TREND OF WARD WISE POSITIVE CASES IN LAST 10 DAYS



Number Of Cases Reported

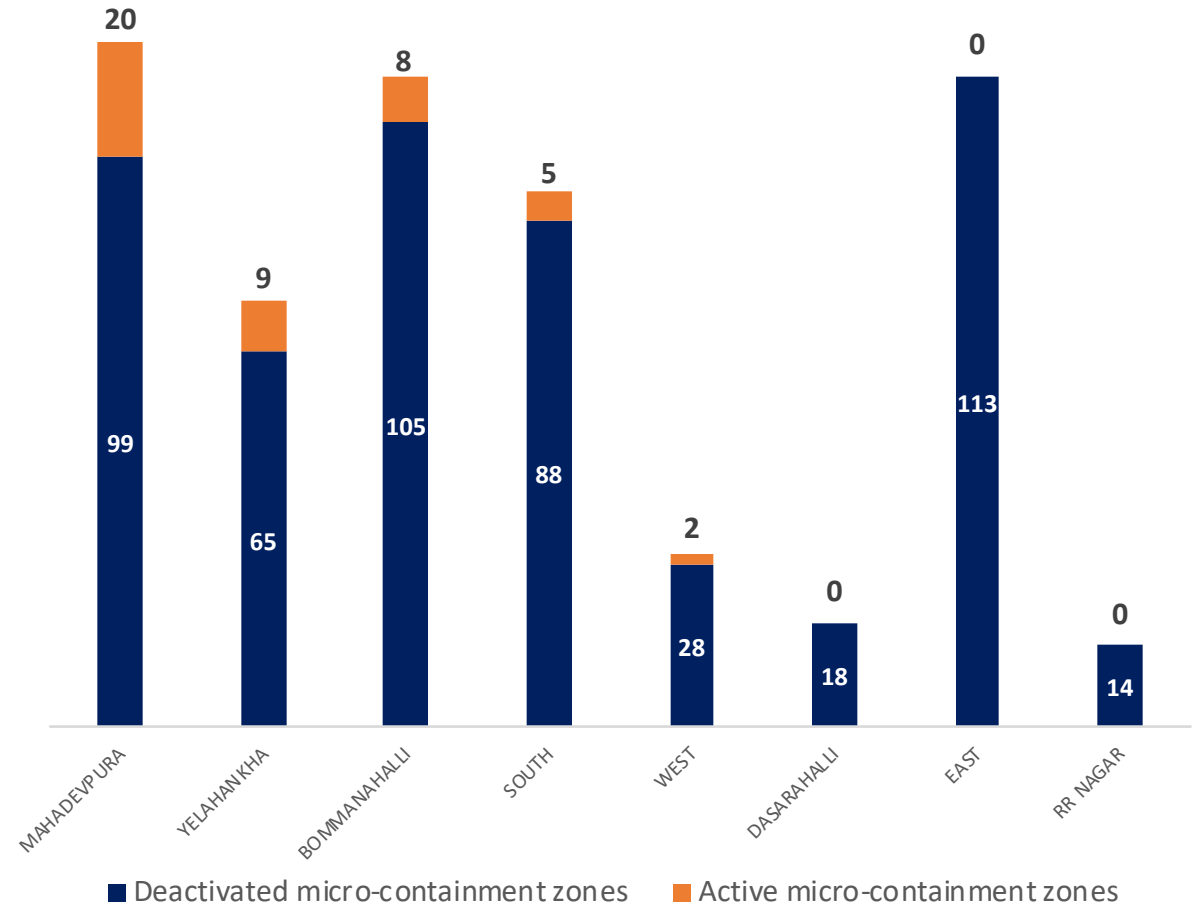




MICRO CONTAINMENT ZONES DETAILS



ZONE	Total Declared micro containmnet zones	Total deactivated micro-containment zones	Total active micro-containment zones
MAHADEVPURA	119	99	20
YELAHANKHA	74	65	9
BOMMANAHALLI	113	105	8
SOUTH	93	88	5
WEST	30	28	2
DASARAHALLI	18	18	0
EAST	113	113	0
RR NAGAR	14	14	0
TOTAL	574	530	44



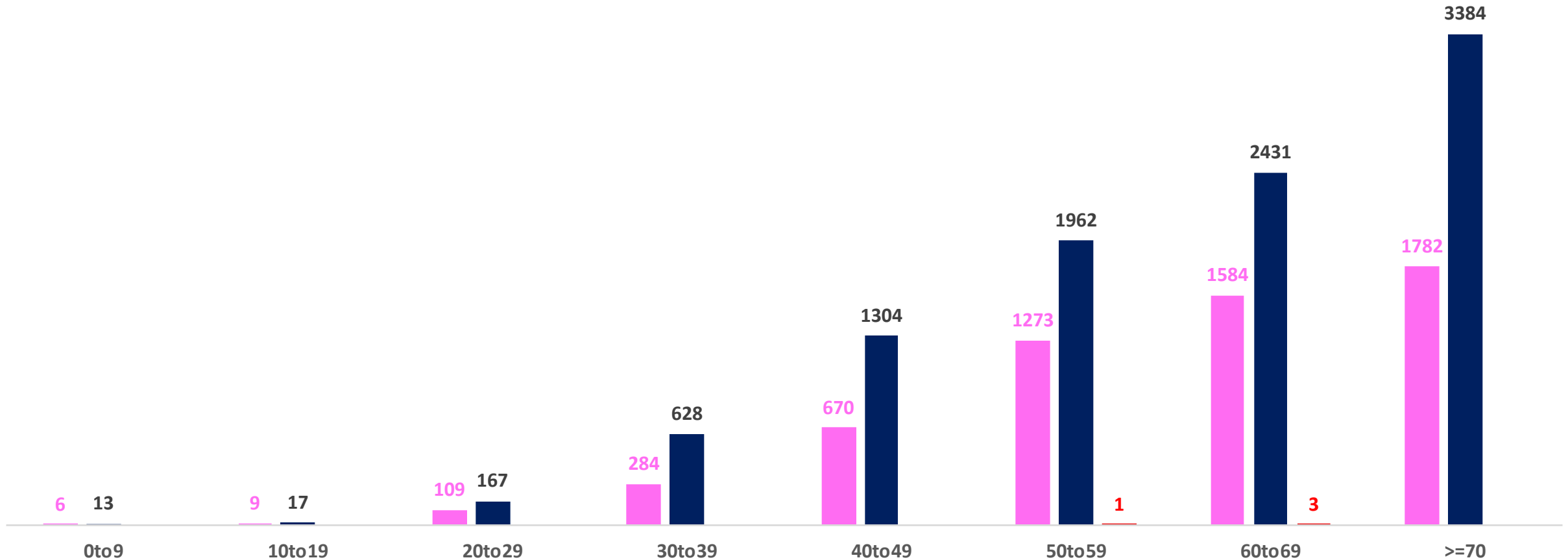


AGE AND GENDER WISE DISTRIBUTION OF DEATH CASES



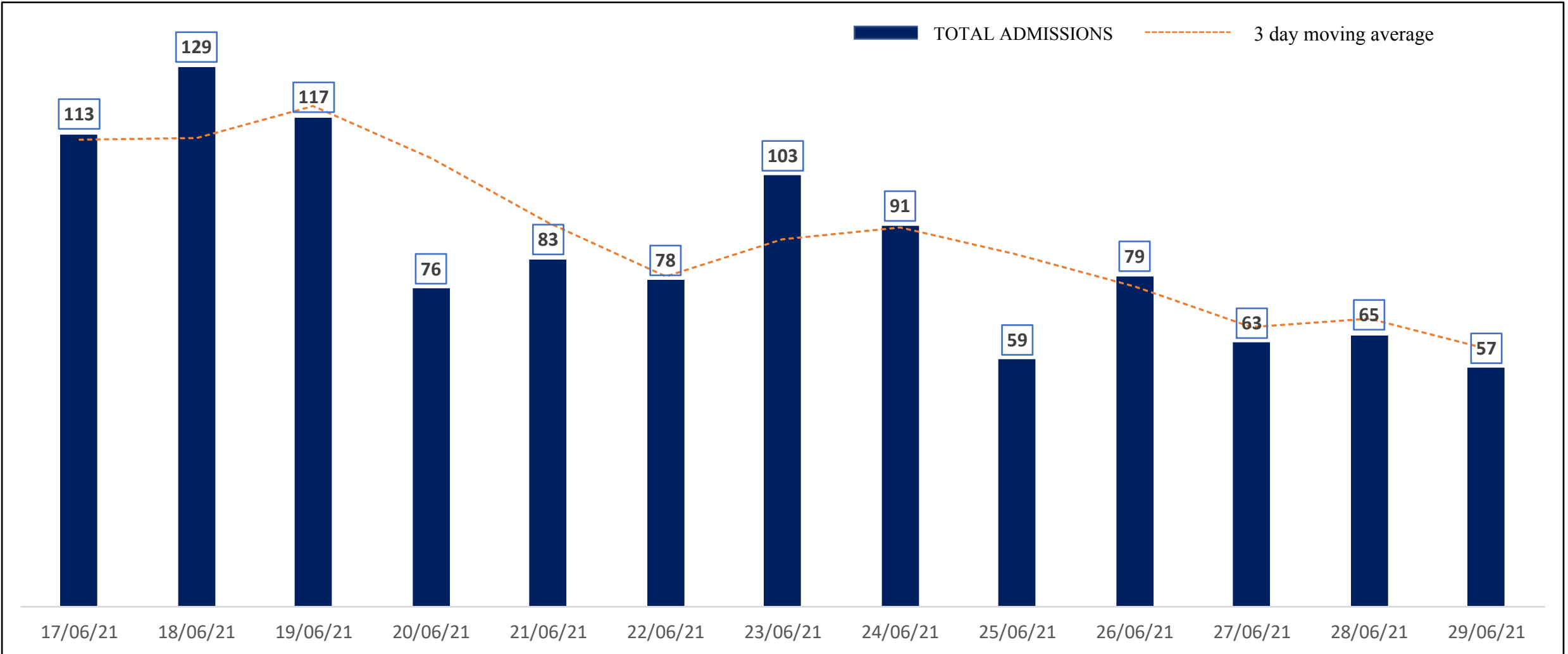
Death Cases: 15,627

Female Male Transgender





HOSPITAL ADMISSIONS LAST 15 DAYS TREND



* Numbers as per Central Hospital Bed Management System (CHBMS)

* Only Fresh Admissions considered



CCC/TRIAGE CENTRE REPORT – 30.06.2021



ZONE NAME	Total Triage Centres	Triage Details Breakup				Of Today's Triage, Patient Recommended for		
		Triaged till Previous Day	Today's Walk In Triage	Today's MTU Triage	Total Triaged Today	Home Isolation	CCC / MH	Hospital
BOMMANAHALLI	0	798	0	0	0	0	0	0
DASARAHALLI	2	900	1	0	1	0	0	1
EAST	2	455	0	0	0	0	0	0
MAHADEVAPURA	2	1201	12	0	12	3	6	3
RR NAGAR	3	2359	5	1	6	6	0	0
SOUTH	3	1935	1	2	3	2	0	1
WEST	2	670	3	0	3	0	3	0
YELAHANKA	3	1176	3	9	12	9	1	2
TOTAL	17	9494	25	12	37	20	10	7

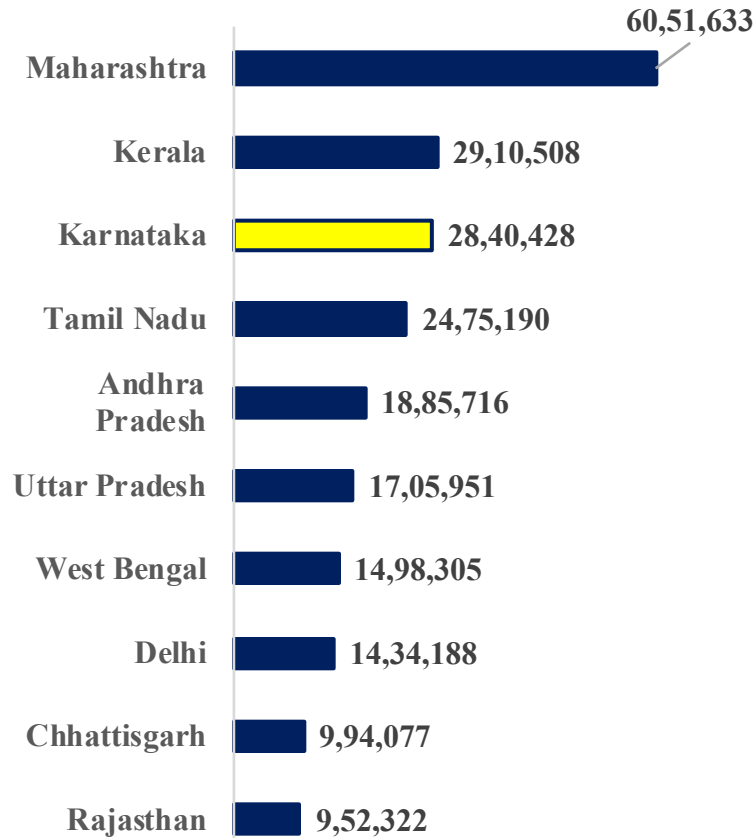
• data as on 04:00 PM (30.06.2021)



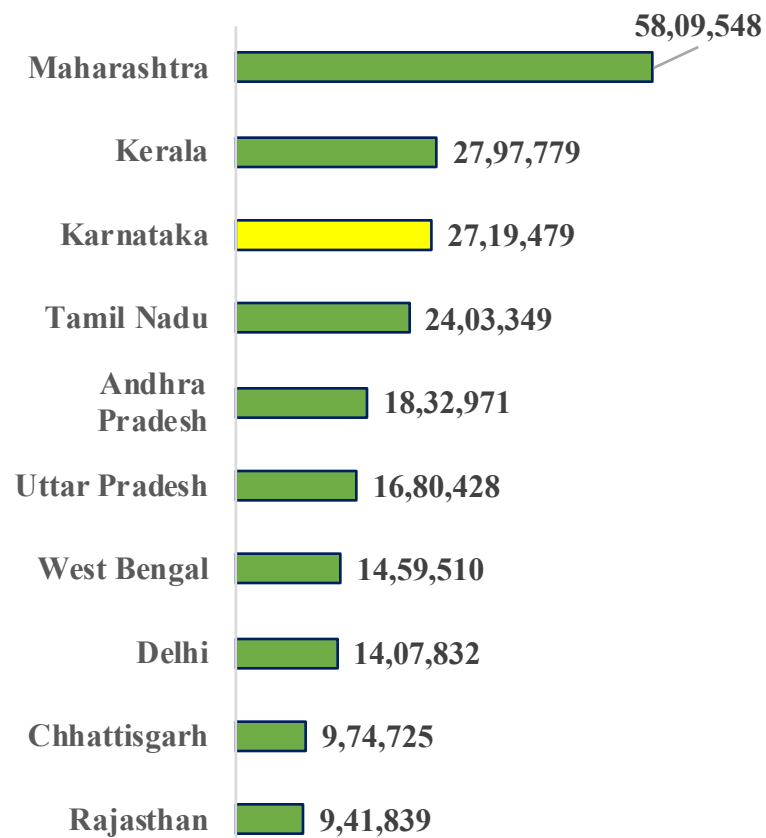
TOP 10 COVID19 AFFECTED INDIAN STATES



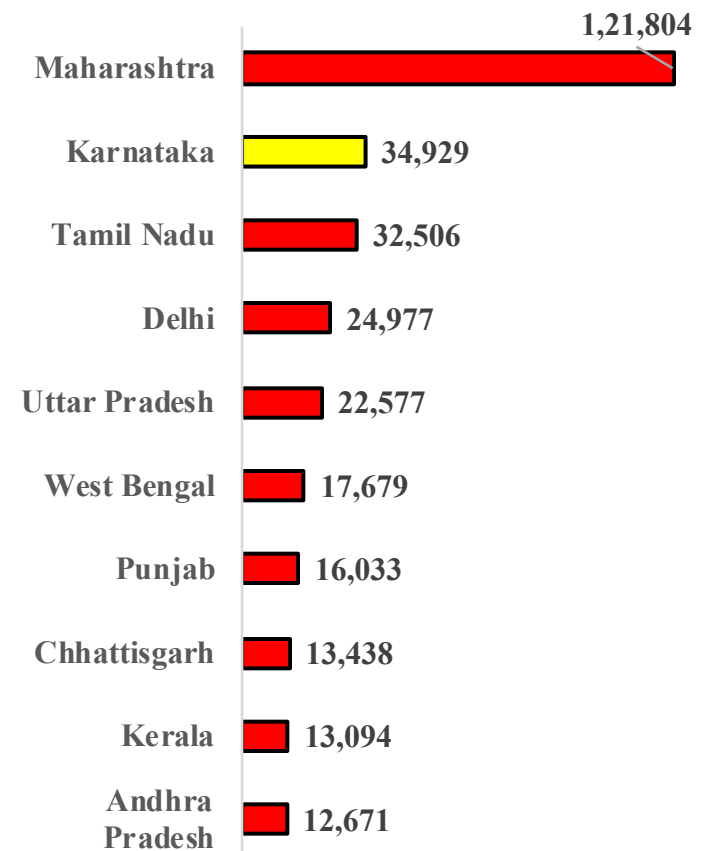
Total Positive Cases



Total Recovered Cases



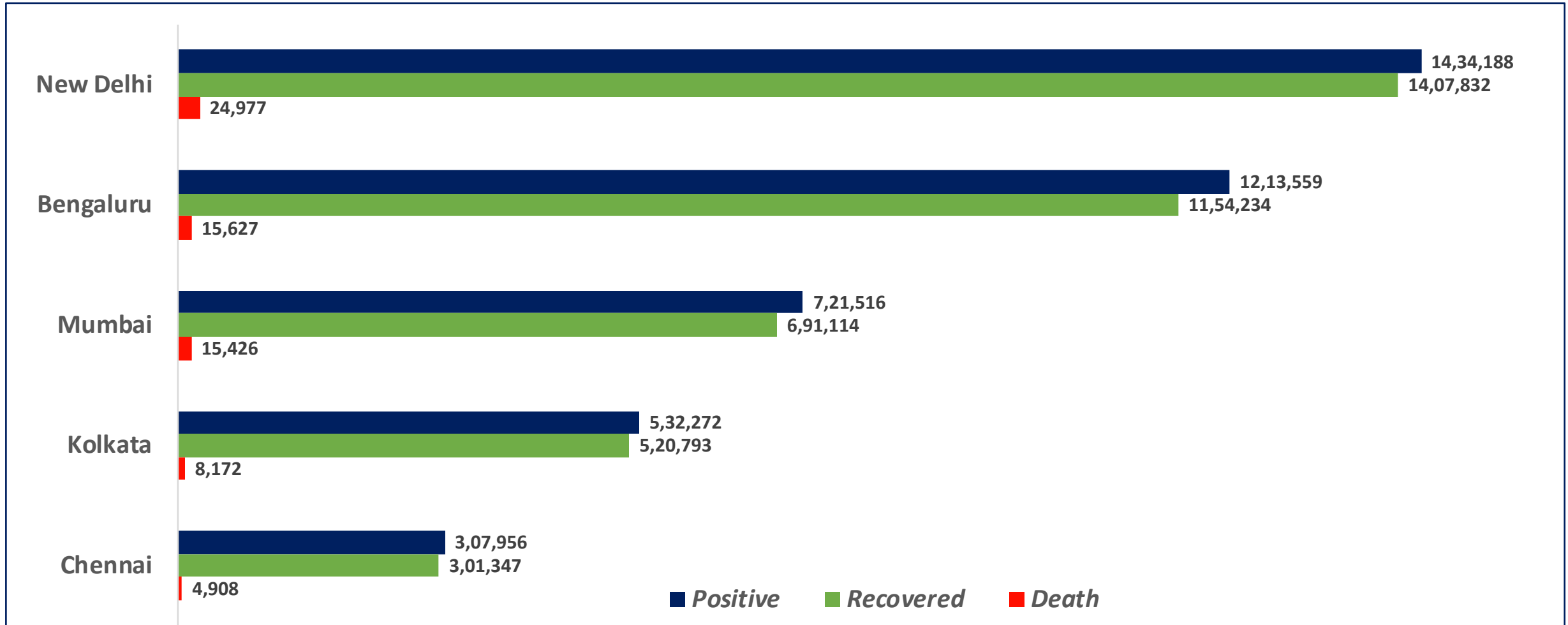
Total Death Cases



Source : <https://www.covid19india.org/> at 6:00 pm (30.06.2021)



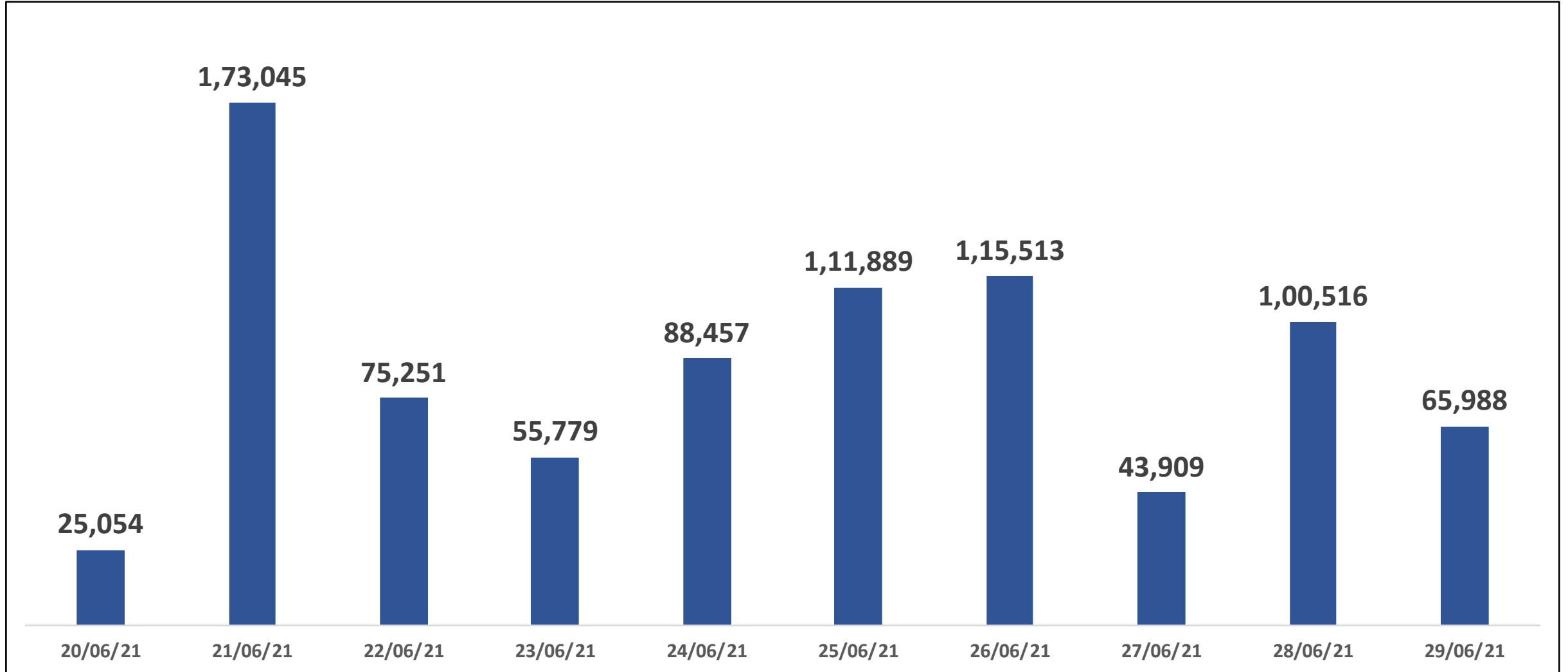
BENGALURU AND OTHER METROPOLITAN CITIES



Source : <https://www.covid19india.org/> at 6:00 pm (30.06.2021)

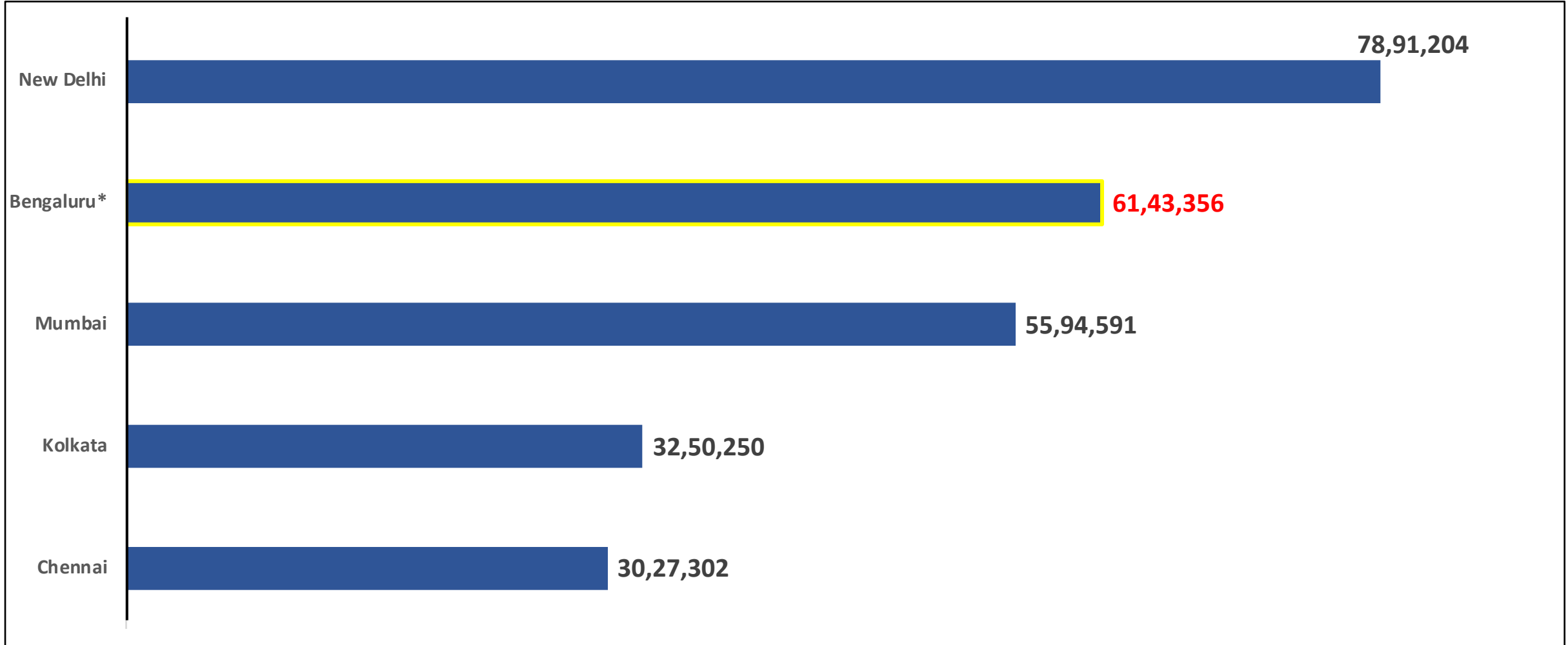


TOTAL VACCINE DOSES ADMINISTERED IN LAST 10 DAYS





VACCINE DOSES ADMINISTERED IN BENGALURU AND OTHER METROPOLITAN CITIES



Source : <https://dashboard.cowin.gov.in/> at 6:00 pm (30.06.2021)

*includes BBMP & Bengaluru Urban



COVID BED STATUS AS ON 30.06.2021



SR. NO.	Facility Type	No. of Hospital	Total Allocated Beds for C+ Patients					Occupied Beds for C+ Patients					Net Available Beds for C+ Patients				
			Gen Beds	HDU	ICU Beds	ICU-V	Total	Gen Beds	HDU	ICU Beds	ICU-V	Total	Gen Beds	HDU	ICU Beds	ICU-V	Total
1	Government Medical Colleges	4	20	621	53	76	770	0	42	14	10	66	20	579	39	66	704
2	Government Hospitals	16	649	208	65	127	1,049	106	46	15	39	206	543	162	50	88	843
3	Private Medical Colleges	12	792	936	136	203	2,067	21	50	29	44	144	771	886	107	159	1,923
4	Private Hospitals	64	656	701	298	169	1,824	186	125	80	94	485	470	576	218	75	1,339
5	Covid Care Centre	17	125	407	-	-	532	54	60	-	-	114	71	347	-	-	418
Total Beds		113	2,242	2,873	552	575	6,242	367	323	138	187	1,015	1,875	2,550	414	388	5,227



SNAPSHOT OF COVID-19 CASES IN BENGALURU URBAN



**Total Wards With
>100 Cases* :
22**

**Tests Conducted
On 29.06.2021:
66,289**

**Recovery
Rate:
95.11%**

**Total
Active Cases :
43,698**

**Total Vaccinated on
29.06.2021:
65,988**

**Positivity
Rate* :
1.22%**

**Active
Rate:
3.60%**

**Case
Fatality Rate* :
1.89%**



*Total positive cases In the past 10 days

*CFR and positivity is for Past 7 days



ಬೃಹತ್ ಬೆಂಗಳೂರು ಮಹಾನಗರ ಪಾಲಿಕೆ
Bruhat Bengaluru Mahanagara Palike



Download BBMP Bulletin	https://apps.bbmpgov.in/covid19/mediabulletin.php
For BBMPCovid19 Bed Status:	https://apps.bbmpgov.in/covid19/en/Bedstatus.php
To register for vaccination :	https://selfregistration.cowin.gov.in/
BBMP COVID19 Dashboard:	https://apps.bbmpgov.in/covid19/
Follow us on:	 www.facebook.com/bbmp.comm1/
	 twitter.com/BBMPCOMM

Issued by:

**Honorable Chief Commissioner, BBMP
Special Commissioner Health & IT, BBMP
MD, Bengaluru Smart City Limited**

THANK YOU !

Ministry of Information and Broadcasting
Government of India

#IndiaFightsCorona

FAQs during COVID-19 Pandemic

Q. How to save children from COVID-19 infection?

- Practice frequent **hand washing** or **hand sanitization**
- Wear a **face mask** covering your nose
- Avoid **crowded places**
- Children above **2 years of age** can also wear a mask

#UniteToFightCorona

